

1. **CAROLYN DANIEL**

Little Houses

Size: 123 cm square / 48.5 inches square

Designer: Yoko Saito

Quilted by: Carolyn Daniel (hand quilted)

Little Houses was voted 1st in the Viewer's Choice competition. The quilt is all hand made.

This wall hanging has been an ongoing project for a number of years. The original pattern by Yoko Saito, was published in *Quiltmania* magazine as a block-of-the-month mystery quilt. I set myself the challenge of making this wall hanging from fabrics and scraps I already had, except for the outside border. All blocks are handmade and each one is a variation on the original. Embellishments are buttons I have collected over the years and some wool applique.



2. **MARGARET FERRETT**

Australian Flora

Size: 172.5 x 147.5 cm / 68 x 58 inches

Designed by: Various designers (see below)

Quilted by: Terina Walton, Quilts with Attitude (custom quilted)

Australian Flora was voted 2nd in the Viewer's Choice competition.

I have a love affair with Australian native flora and a quilt depicting some Australian botanic species has been on my quilting bucket list for some time. This year it moved from the list to a real item. The quilt showcases Australia's National and State floral emblems. To make the blocks I used embroidery, naive applique and foundation piecing. Leesa Chandler's Australian wildflower fabric was an obvious choice for the sashing, borders and binding. For the Waratah of New South Wales and South Australia's Sturt Desert Pea, I used patterns by Creative Cubby. I used Margaret Rolfe's foundation piecing patterns for Western Australia's Kangaroo Paw and for the Banksia. For the ACT's Bluebell, Northern Territory's Sturt Desert Rose, Queensland's Cooktown Orchid, Tasmania's Blue Gum and Victoria's Common Heath, I adapted images I sourced on the internet. For patterns to create the wattle and the eucalyptus leaf and gum nuts, I began with images from *Patches of Australia* by Deborah Brearley.



8. **MARY-ANNE WEBSTER**

Japanese Blocks

Size: 200 cm / 78.75 inches square

Japanese Blocks was voted 3rd in the Viewer's Choice competition.



4. **PETRA GILLAN**

Bonnie and Her Figs

Size: 101.5 x 84 cm / 40 x 33 inches

Bonnie and Her Figs was voted equal 4th in the Viewer's Choice competition.



5. **HELEN WILSON**


Dance of the Dragonflies

Size: Wall hanging

Quilted by: Helen Wilson

Dance of the Dragonflies was voted equal 4th in the Viewer's Choice competition.

I purchased the kit for this quilt back in 2015. I nearly started it on a number of occasions but with the addition of a couple of fabrics from my stash, I finally completed the project this year.



6. **BEVERLEY BATES**

Oriental Luxe

Size: King bed

Quilted by: Shennah Joiner, Foxlow Fabrics

My king size quilt started with some fabric found by my daughter in Melbourne. The oriental type fabric didn't inspire me to start immediately, but it grew on me and then out of my stash came the ribbon which wasn't greeted with much enthusiasm by other quilters. I pressed on regardless and am very pleased with the final result.




7. **JANE BLOOMFIELD**

A Golfer's Life

Size: 163 x 179 cm / 64.25 x 70.5 inches

Quilted by: Terina Walton, Quilts with Attitude

I found the four small panels in the middle of the quilt some years ago and started collecting golfing fabrics to go with them. Early next year, this quilt will be part of a raffle for the Fairbairn Golf Club, Canberra, with proceeds going to Pegasus Riding for the Disabled.



8. **JANNIE BROWN**

Portobello Gold

Size: 211 cm / 83 inches square

This quilt was inspired by the *Portobello Market* range of Moda fabrics.



9. **JANNIE BROWN**
Portobello Market
Size: 203 cm / 80 inches square



10. **JENNY FISH**

Feathers from My Garden

Size: Art quilt

I was challenged to use the shape of a feather so I then started collecting feathers dropped in or near my garden. Next came a piece of hand dyed fabric which I sun printed with feather resist. I have also used a sample of fabric printing from a TAFE class in 1989 and then painted with fabric dyes to make some of the bushes.



11. **JENNY FISH**
Twisted Textures
Size: Art quilt

This quilt was an opportunity to play with colour, texture and techniques. The pieced background was created in a Deborah Louie workshop in 2018. I loved learning the technique but was not at all happy with the way the colours played together. By stencilling, stamping, painting, beading and embroidering, the colours now played together and by doing this, the background has transformed into something totally different.



12. **PETRA GILLAN**

Flannel Leaves

Size: 198 x 211 cm / 78 x 83 inches



13. **PETRA GILLAN**
Galahs on a Branch
Size: 68.5 x 104 cm / 27 x 41 inches




14. **CHRIS GILLESPIE**

Batik Pinwheels

Size: 148 cm / 58.25 inches square

Quilted by: Chris Gillespie (domestic sewing machine)

I began this quilt in a class taught by Di Gibson at a Bungendore Belles Retreat using a Batik jelly roll. Left over blocks were pieced into the backing.



15. **CHRIS GILLESPIE**

Disappearing Four Patch

Size: 170 cm / 67 inches square

Quilted by: Chris Gillespie (domestic sewing machine)

I started this quilt at the Ulladulla Quilters' Gathering in 2017. My scrappy *Disappearing Four Patch* is made in a favourite colour combination of blues and creams, all from my stash, with a flanged binding.




16. **CHRIS GILLESPIE**

Threads of Time

Size: 136 cm / 53.5 inches square

Quilted by: Chris Gillespie (domestic sewing machine)

I love American Civil War reproduction fabrics. The inspiration for my quilt came from a photo of a small quilt on the internet which I later realised came from a book titled *Civil War Legacies II* by Carol Hopkins. The block pattern was drafted to the desired larger size and, using fabrics from my stash, the quilt was pieced and quilted in the ditch.



17. **CHRIS GILLESPIE**

Tutti Frutti

Size: 160 cm / 63 inches square

Quilted by: Chris Gillespie (domestic sewing machine)

I started this quilt after a workshop with Catherine Butterworth at the 2018 Ulladulla Quilters' Gathering. The bright fabrics came from my stash to make the blocks for my Curved Log Cabin quilt.



18. **LEANNE GRAHAM**

Fans of the Far East

Size: 60 x 114 cm / 23.5 x 45 inches

Quilted by: Leanne Grahame

After packing up my life and moving to Queensland earlier this year, I was eager to get quilting again. Re-establishing my craft room and unpacking my sewing bits and bobs became a task bigger than Ben Hur! A quick trip to a quilting shop and the problem was solved. I kept with my 2019 theme which was that every project I tackled this year had to include new techniques. A Sashiko panel was an excellent choice.



19. **ELKE HUGHES**


Bendigo Blue

Size: 162.5 cm / 64 inches square

Designed by: Veronica Rimers

Quilted by: Carolyn Conlan, History in the Making

The fresh colours of blue and white really appeal to me. The fabric for the quilt was bought as a kit.



20. **ELKE HUGHES**

Dreaming of Africa – Saba's Quilt

Size: 183 x 139.5 cm / 72 x 55 inches

This quilt was made for my little granddaughter, Saba, who loves everything about Africa. After a family trip to Africa early this year, the quilt just had to be of African animals.



21. **ELKE HUGHES**

Walkabout

Size: 185.5 x 139.5 cm / 73 x 55 inches

Designed by: Tammy Silvers (adapted from her pattern)

Quilted by: Carolyn Conlan, History in the Making

As soon as I saw the design of this quilt, I loved the pattern — it is so Australian (not that I needed an excuse to make it!).



22. **VAL JORDON**

Elephants on Parade


Size: 147 x 139 cm / 58 x 54.75 inches

Quilted by: Terina Walton, Quilts with Attitude

I found the pattern in an old quilting magazine and, with a few additions to my stash of fabrics and a little alteration to make the pattern fit, my elephants were ready to be 'paraded'.



23. **ANNE LOK**
Austen's Garden
Size: 202 x 192 cm / 79.5 x 75.5 inches



24. **JUDE NETTLEINGHAM**

If You Remember the '70s ...

Size: 230 x 220 cm / 90.5 x 86.5 inches

Quilted by: Terina Walton, Quilts with Attitude

I started this quilt in 1975, having discovered I could buy bundles of offcuts for 20c each from the Laura Ashley shop at the top end of Collins Street, Melbourne. My original thought was to make a bedspread. I had no idea at all about patchwork or quilting and I was using my grandmother's very old Singer sewing machine. It was one with a knee press that unfortunately got stuck frequently and only did a forward straight stitch. Unfinished, it travelled the world to the UK and back, acquiring mouldy bits and rusty bits along the way. Fast forward to 2019. I unearthed the 'quilt' and ruthlessly chopped off the damaged bits, restitched it and presented it to Terina. To her credit, she didn't go pale or faint at the sight of this 'item' but produced this marvellous memory of my life in the 1970s. It's my favourite quilt.



25. **JUDE NETTLEINGHAM**
Spring Kaleidoscope
Size: 200 cm / 78.75 inches square



26. **JULIE PLUMMER**

Crazy Day

Size: 203 cm / 80 inches square

Pattern: *Crazy Day*

Quilted by: Julie Plummer


This quilt started as a seed of an idea, thought of by my daughter, two and a half years ago. The idea was to make an easy quilt for a very special friend for her 60th birthday. So, the *Crazy Day* pattern was chosen as there were no seams to be matched. My beautiful daughter completed the blocks quite quickly and easily. Mum was called upon for help with sashing, corner stones, final border and quilting. Two years later the quilt is complete and yes, it is also in time for the birthday.



27. **JENNIFER REYNOLDS**

QR Code Reader

Size: 153 x 136 cm / 60.25 x 53.5 inches



28. **JENNIFER REYNOLDS**
Unicorns in Fantasy Land
Size: 170 x 145 cm / 67 x 57 inches



29. **ELIZABETH ROBERTSON**

Grey Labyrinth

Size: 170 x 122 cm / 67 x 48 inches

Designed by: Brigitte Heitland

Quilted by: Chris Gould, The Machine Quilter

I saw a photo in *Simply Moderne* magazine and a write up of Brigitte Heitland. I loved the design, went to Spotlight, a bundle of greys and a bundle of colours later, a raid on the stash and hey presto!



30. **ELIZABETH ROBERTSON**

Hanky Panky

Size: 178 cm / 70 inches square

Pattern/Designer: *The Birdhouse* by Natalie Bird

Quilted by: Jantje Brown

I started with a birthday gift of a design and some fat quarters. It grew with more fabric and lace. I stumbled many times by not 'fussy cutting' the checked fabric carefully enough which I then had to substitute. The next challenge was to find someone who was willing to quilt it and I then found Jantje.



31. **ELIZABETH ROBERTSON**

Memories

Size: 218.5 x 198 cm / 86 x 78 inches

Pattern: *Grandmother's Flower Garden*

Quilted by: Chris Gould, The Machine Quilter

A long-time resident retired to Canberra and gave me lots of hexagon flowers and hexagons in bags. The templates were old and NOT laser cut but homemade and a challenge to fudge together. I ran out of background fabric twice and became a little addicted to making flowers, so the quilt grew! Many of the fabrics are from the 1950s onwards, thus the title.



32. **SUSANNE SOUTH**
Aqua Spring



33. **SUSANNE SOUTH**
Birds



34. **SUSANNE SOUTH**
Irises
Size: Table runner



35. **LIBBY TAYLOR, SARAH DARMODY AND PENNY FORD**

Larapinta Impressions

Size: Large lap

Quilted by: Bianca and Bronwyn Hill, The Braidwood Quilt Store

The idea of the quilt came to us while we were on the Larapinta Trail, near Alice Springs, to assist with the Canberra Cancer Clinic's fundraising for their Wellness Centre. The colours and textures of the area left a lasting impression which we wanted to capture and decided a quilt was the best way to do it. Most of the fabrics came from Alice Springs with a few added from our stashes. The quilt pattern was from a stash busting book. Bianca and Bronwyn donated their time and backing material to our project. The quilt will hang in The Wellness Centre as a lasting reminder of our fundraising effort.



36. **TRUDI TRITSCHLER**

Mum and Bub

Size: 183 x 163 cm / 72 x 64 inches

Pattern/Designer: *Mum and Bub* by Sheryl-Ann Schaefer

Quilted by: Trudi Tritschler (domestic sewing machine)

I started this quilt at the 2016 Warrambui Retreat. Sheryl-Ann used 10" squares and made a large quilt out of the larger half square triangles and the remaining small half square triangles were used to make the smaller – or Bub – quilt. I used a pack of 5" squares which made everything smaller. I simply used all the blocks for one quilt. I finally finished it in November 2019 and then quilted it in time for this exhibition.



37. **TRUDI TRITSCHLER**


Tessellated Stars

Size: 180 cm / 71 inches square

Designed by: Di Gibson (*Funky Tessellations*)

Quilted by: Trudi Tritschler (domestic sewing machine)

I started this quilt in 2012 in a workshop organised by Bungendore Country Patchwork and taught by Di Gibson. It is a great use of scraps with not more than two blocks using the same fabric. It still didn't make much of a hole in the stash! I finally finished the piecing and quilted it in 2019.



38. **NAOMI WATERS**


Happy Birthday Jonah

Size: 214 cm / 84 inches square

Pattern: *Labyrinth Walk*

Quilted by: Deborah Shaw, Shawly Sensational

When exhibited, this quilt needs space to show the full 3D effect. I wanted a pattern that was suitable for a young man — four colours, two blocks and not fussy. I love the Escher like quilting pattern done by Deborah.



39. **NAOMI WATERS**

I See Stars!

Size: 223.5 x 172.5 cm / 88 x 68 inches

Quilted by: Deborah Shaw, Shawly Sensational

This was my first foray into foundation piecing and the pattern was from the *Passion for Piecing* book. Stars take millions of years to form and this quilt took almost as long – it was started aeons ago! The quilt top was finished then put away until it could be quilted. Finally, I entrusted it to Deborah who quilted it with a star pattern – very fitting.



40. **MARY-ANNE WEBSTER**

Michele Hill Lap Quilt

Size: 176 x 180 cm / 69.25 x 71 inches

Designer: Michele Hill



41. **HELEN WILSON**
Billy's Dinosaurs
Size: Single bed
Quilted by: Helen Wilson

I took my grandson shopping to buy fabric for a wall hanging. He spotted the dinosaur panel and insisted it would make a great quilt. Although I didn't finish it for his 7th birthday as intended, he did receive it for his 10th birthday and still absolutely loves his dinosaurs.